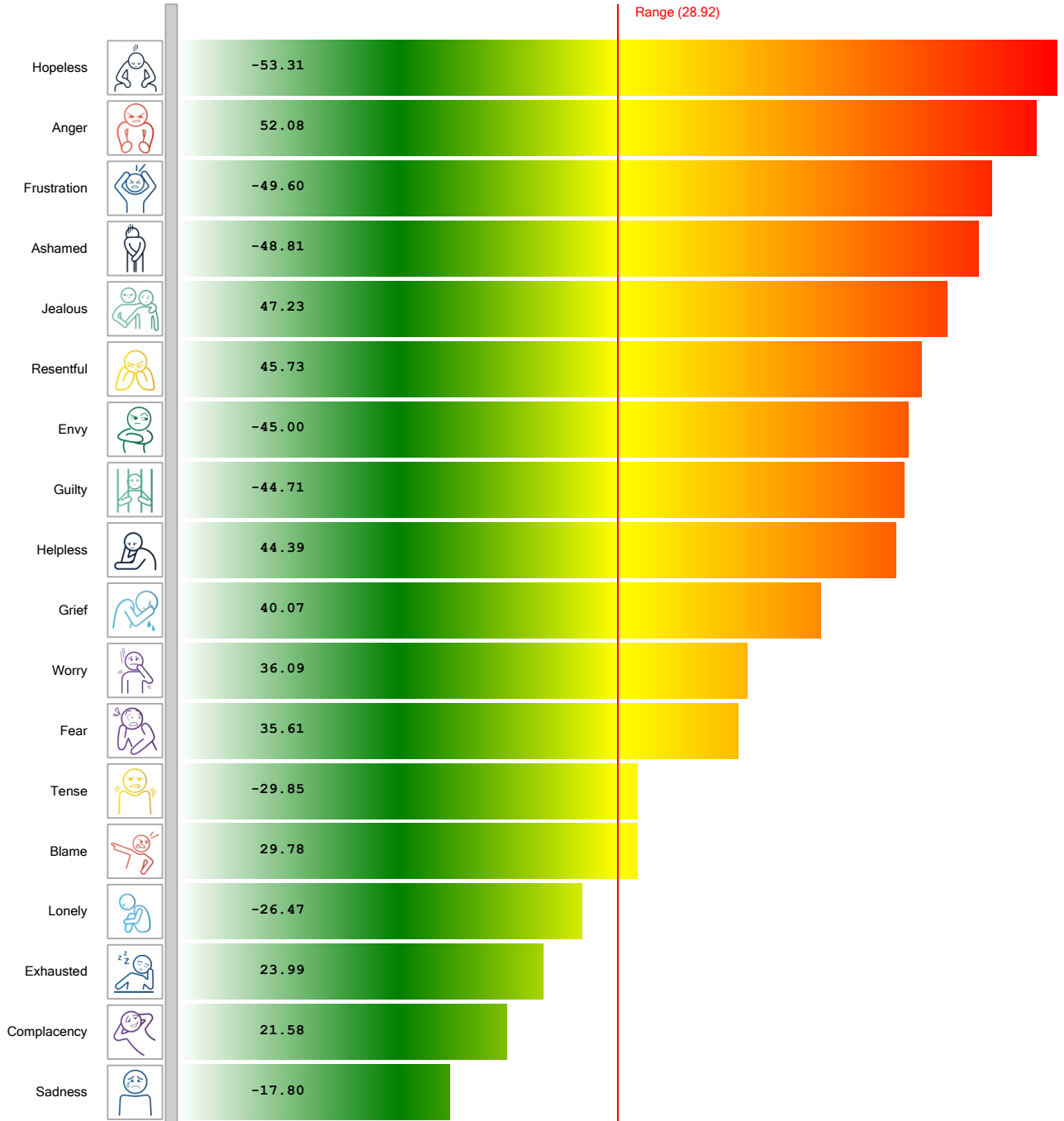
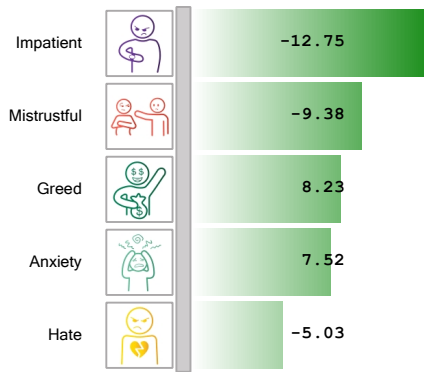


Emotions Vector Report

EMOTIONS & VECTORED BIOMARKERS

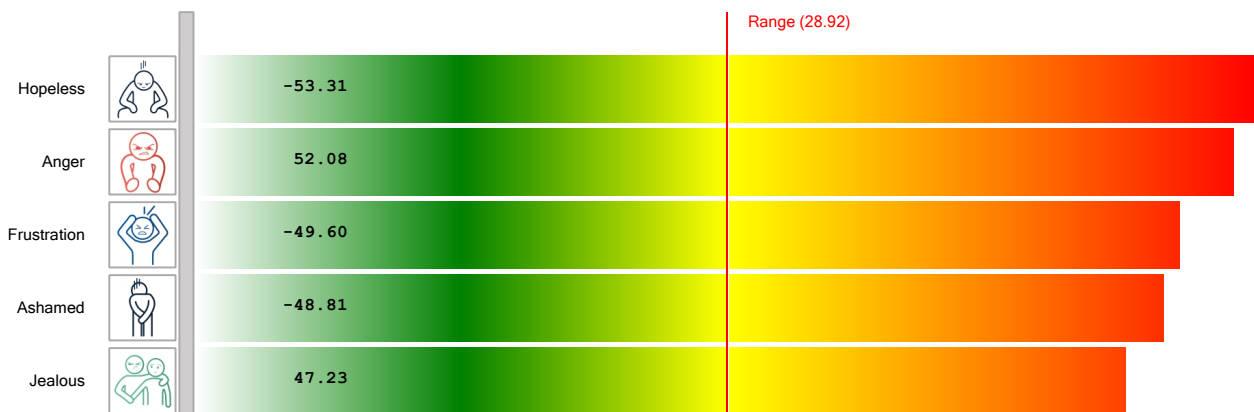
This report displays all emotion biomarker responses, followed by your top out-of-range emotion biomarkers and the dR values of all biomarkers that have a vector relationship to those biomarkers. Any emotion biomarkers with 0 dR values and their associated vector responses are also displayed. Vectors that show up repeatedly throughout the report may be areas to consider and analyze further.





EMOTIONS: TOP OUT OF RANGE & ASSOCIATED VECTORS

Top Out of Range Response Items



Vector Responses

Anger

- 51.43 **Gallbladder**
- 49.55 **Detoxification System**
- 35.27 **Liver**

Ashamed

- 58.06 **S 5**
- 50.31 **T 24 / -1**
- 48.18 **S 2**
- 47.12 **T 25 / 1-**
- 37.89 **T 09 / +1**
- 35.89 **T 08 / 1+**
- 35.74 **S 3**
- 32.89 **S 4**

Frustration

- 167.82 **TH 10**
- 68.98 **TH 9**
- 51.58 **T 27 / 3-**
- 51.43 **Gallbladder**
- 49.81 **Hypothalamus Gland**
- 49.55 **Detoxification System**
- 43.77 **T 11 / +3**
- 38.72 **T 06 / 3+**
- 35.27 **Liver**
- 29.59 **Inflammation**

Jealous

- 35.27 **Liver**

EMOTIONS: ALL 0 dR VALUES & ASSOCIATED VECTORS

0 dR Response Items
Vector Responses