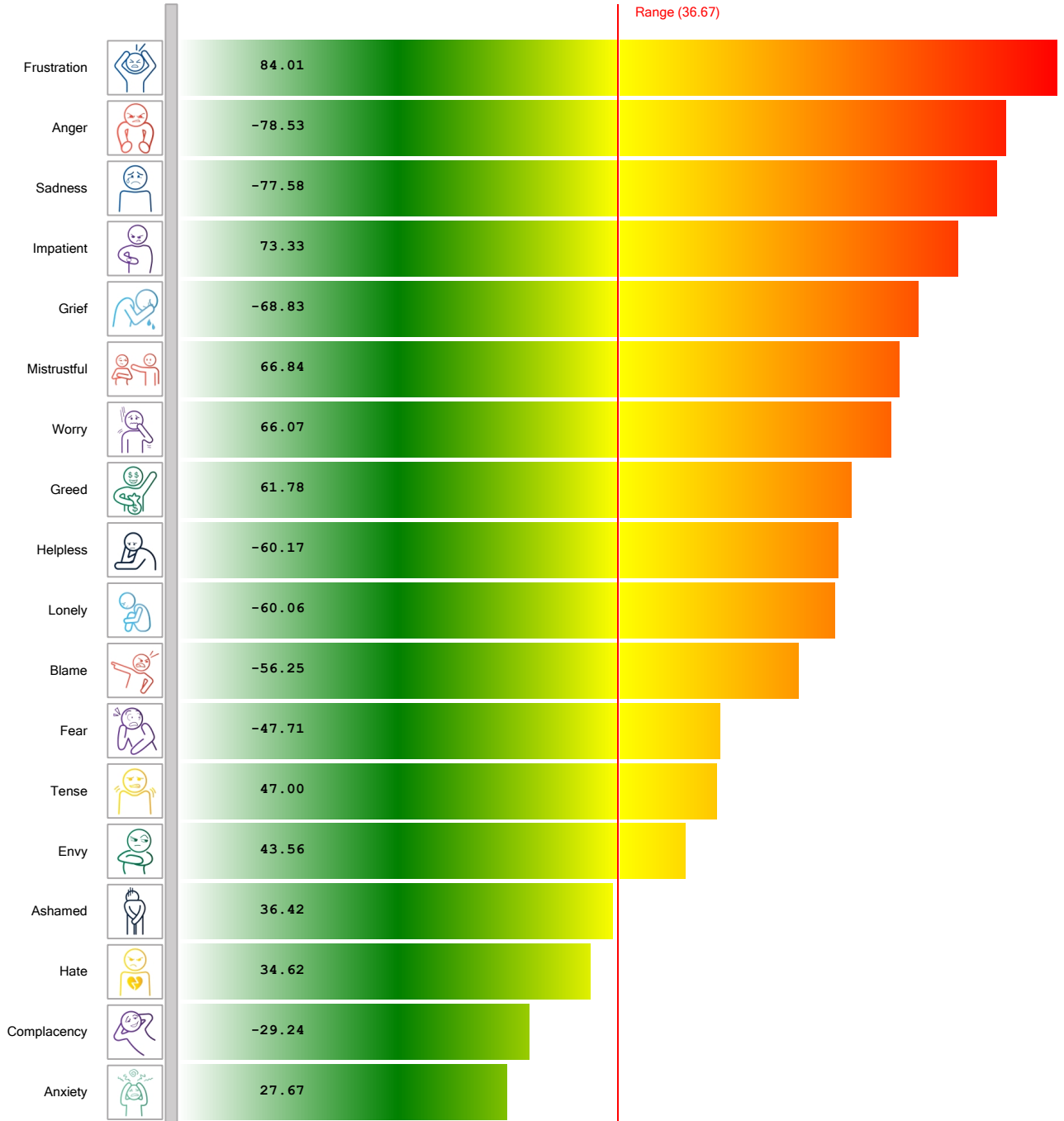
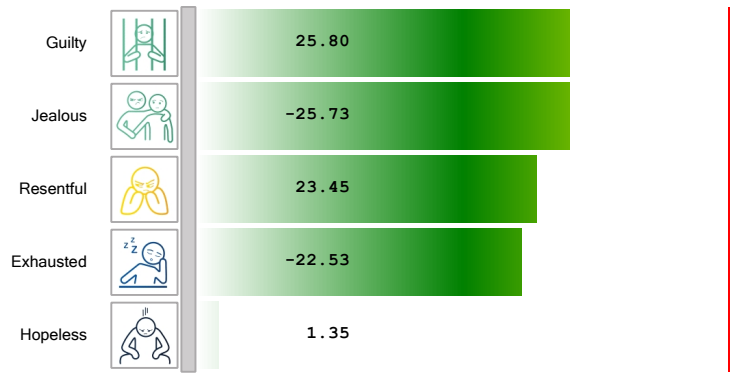


Emotions Vector Report

EMOTIONS & VECTORED BIOMARKERS

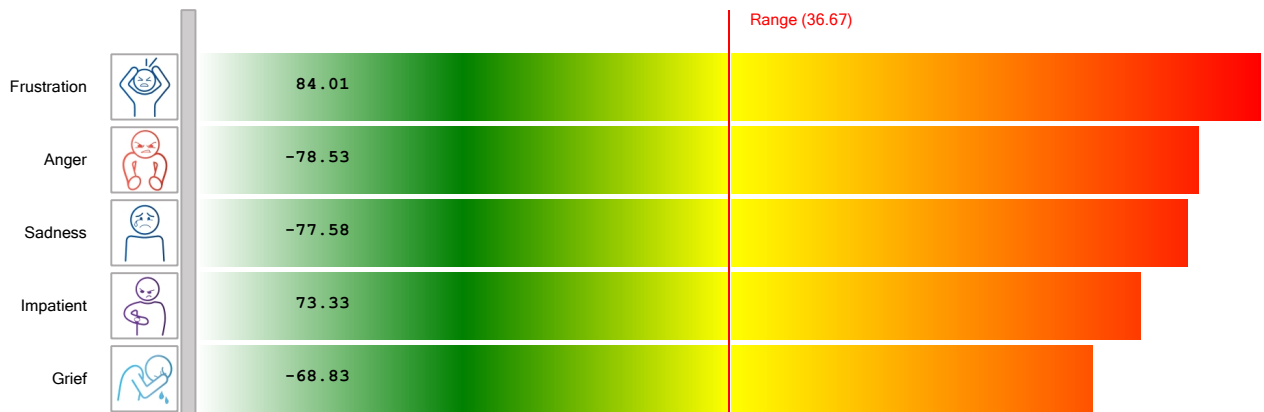
This report displays all emotion biomarker responses, followed by your top out-of-range emotion biomarkers and the dR values of all biomarkers that have a vector relationship to those biomarkers. Any emotion biomarkers with 0 dR values and their associated vector responses are also displayed. Vectors that show up repeatedly throughout the report may be areas to consider and analyze further.





EMOTIONS: TOP OUT OF RANGE & ASSOCIATED VECTORS

Top Out of Range Response Items



Vector Responses

Frustration

- 76.28 **TCM - Gall Bladder Meridian**
- 58.14 **TH 10**
- 55.47 **Hypothalamus Gland**
- 41.43 **TH 9**

Grief

- 113.01 **Large Intestine**
- 91.32 **TCM - Triple Warmer Meridian**
- 86.82 **TCM - Pericardium Meridian**
- 84.44 **T 05 / 4+**
- 81.75 **TCM - Lung Meridian**
- 80.29 **C 7**
- 79.29 **Heart**
- 77.82 **T 12 / +4**
- 75.23 **Small Intestine**
- 73.97 **T 30 / 6-**
- 72.93 **L 2**
- 71.72 **T 18 / -7**
- 69.29 **Lung**
- 66.30 **T 13 / +5**
- 65.44 **T 31 / 7-**
- 58.14 **TH 10**
- 57.70 **L 4**
- 54.10 **TCM - Large Intestine**
- 51.69 **TH 1**
- 49.91 **C 5**
- 49.56 **T 32 / 8-**
- 48.02 **TH 4**
- 47.41 **L 1**
- 46.59 **C 2**
- 46.45 **T 17 / -8**
- 46.02 **Skin**

44.00 **COCCYX-s**
42.96 **T 01 / 8+**
-41.90 **TH 5**
-41.60 **C 1**
38.91 **TH 3**

Sadness

113.01 **Large Intestine**
84.44 **T 05 / 4+**
-81.75 **TCM - Lung Meridian**
80.29 **C 7**
-79.79 **Immune System**
79.29 **Heart**
77.82 **T 12 / +4**
-75.23 **Small Intestine**
-73.97 **T 30 / 6-**
71.72 **T 18 / -7**
-70.90 **Gastrointestinal System**
-69.29 **Lung**
-66.30 **T 13 / +5**
65.44 **T 31 / 7-**
62.66 **Cortisol**
-51.69 **TH 1**
-49.91 **C 5**
-48.02 **TH 4**
47.41 **L 1**
-41.60 **C 1**
38.91 **TH 3**

EMOTIONS: ALL 0 dR VALUES & ASSOCIATED VECTORS

0 dR Response Items
Vector Responses